



# Firetide FWC 2050 WLAN Controller

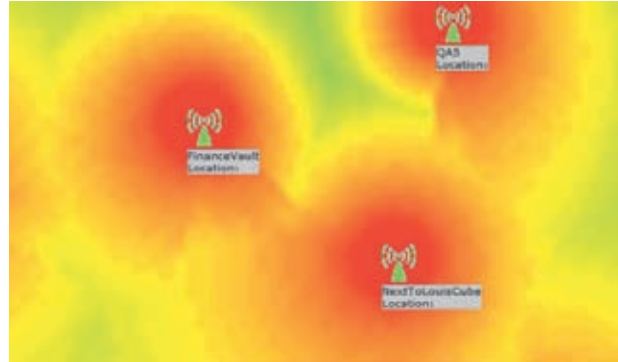
## Superior Coverage and User Experience

The FWC 2050 is an integral part of the Firetide Wi-Fi access solution, which includes HotPoint® access point, HotClient™ customer premises equipment, HotView Pro network management software and Firetide Mobility Controller for client and infrastructure mobility. The FWC 2050 brings in support for 802.11n standard and offers management of up to 50 access points.

Building on its extensive experience with wireless mesh backhaul, where bandwidth is precious, Firetide designed its access solution to distribute intelligence at the edge, resulting in superior coverage and user experience with only a minimal amount of bandwidth taken up by critical control traffic to the centralized WLAN Controller.

## Flexibility of Deployments

The FWC 2050 supports automatic discovery and provisioning of access points on the network, which allows it to discover access



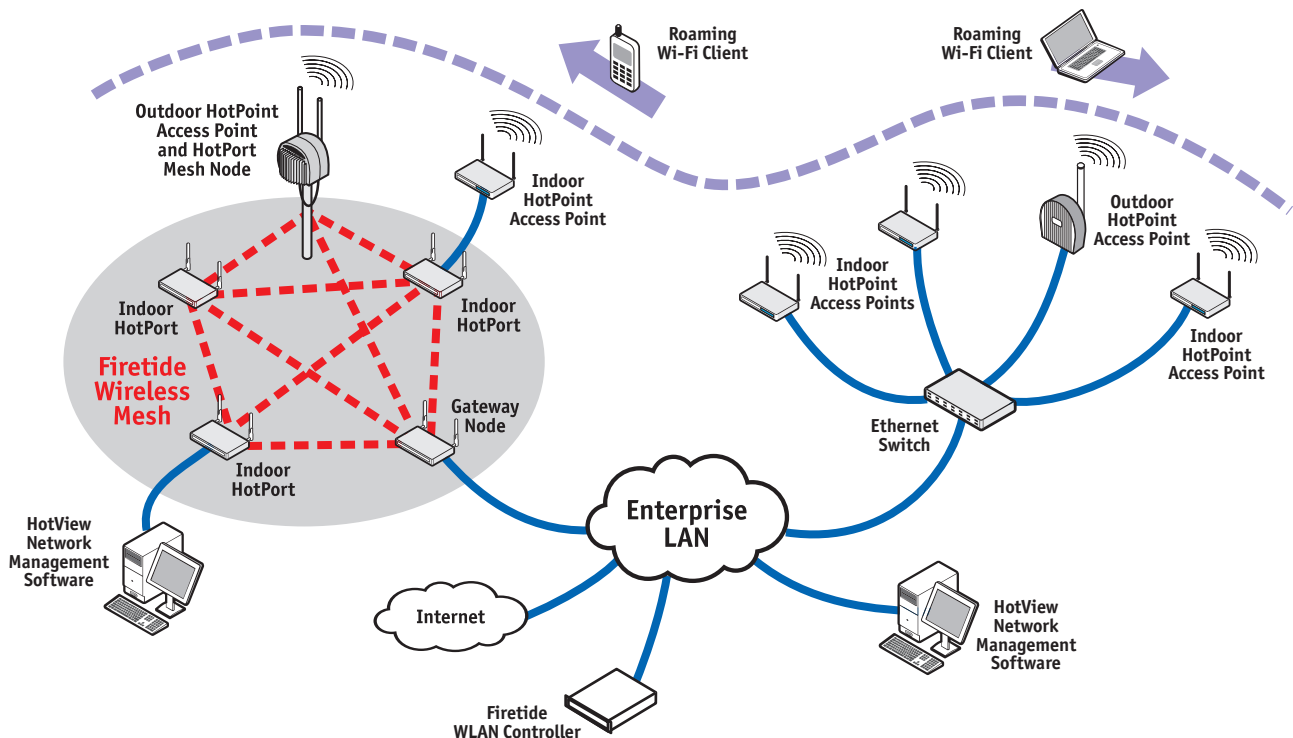
Coverage gap detection tool in Firetide WLAN Controller

points automatically across VLANs and subnets. It enables an administrator to provision wireless networks offline and then push the configuration changes to access points upon discovery. Once deployed, the FWC 2050 can display a coverage heat map for AP by band, channel and signal strength enabling an administrator to monitor any change in coverage.

## Security

Firetide FWC 2050 supports all industry standard security protocols including MAC-ACL, WPA/WPA2, 802.11X and RADIUS. It supports configuration of 64 different security and configuration profiles of the network. It also features on/off remote capability, which enables absolute security during non-business hours. The

FWC 2050 support wireless intrusion detection features such as Enhanced Rogue AP detection. It prevents bandwidth abuse by allowing administrator to program bandwidth limits on a per configuration basis. Abuse can be located by pinpointing the misbehaving AP.



## Firetide FWC 2050 WLAN Controller

### Automatic RF Management

Firetide FWC 2050 features automatic AP transmit power and channel assignment to ensure adequate coverage and minimize interference. The WLAN will automatically heal after loss of an AP or RF interference through power adjustments on APs nearby. FWC 2050 ensures that clients are load balanced across the network based on the number of clients per AP. A limit for maximum bandwidth utilization per AP is also featured, as is a signal strength threshold/data rate threshold for clients on the BSS.

### Fast Roaming

FWC 2050 supports seamless rapid mobility across VLAN and subnets including 802.11i pre-auth and fast roaming. The roaming support is across L2, L3 for video, Audio and voice over wireless client.

### Management Interfaces

Firetide FWC 2050 can be managed through an intuitive web browser UI, with support for IE, Firefox, Safari and Chrome with SSL encryption. The FWC2050 has support for SNMP v2c, v3 and SNMP MIB-II, with traps and proprietary configuration MIBs. Optionally, an administrator can use the Command Line Interface (CLI) with SSH encryption for management.

### Guest Access with captive portal

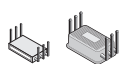
The FWC 2050 provides two ways to allow guest access into the network; user/password based guest access or free email address based guest access. It also supports extraction of logs of guest activity.

WLAN Access Features				
Flexible Architecture	Multi-level Security	Management & Deployment	Access Control	Hotspot Service Control
Backhaul w/ HotPort mesh or Ethernet	802.11i, WPA2, 802.1x	Physical AP grouping	Policy Management – RSSI, idle time, modulation rate*	Virtual AP and virtual AP groups
16 ESSIDs / VLANs per AP	RADIUS authentication*	Auto AP discovery*	Inter-cell/Intra-cell blocking	Login based URL redirection*
802.11e WMM QoS	MAC access filtering	Remote firmware upgrades	Zero client configuration*	Walled garden*
Automatic channel mgmt and assignment*	SSID suppression	Multiple management interfaces: SNMP, CLI, HTTP	Access control server*	RADIUS accounting*
NAT	Firewall	Explorer navigation	Power control*	User-based rate limiting
WDS client server	VPN tunneling & filtering	Coverage gap analysis*	QoS management per client*	
DHCP	Rogue AP detection*			

\* Functionality enabled by Firetide WLAN Controller

Physical Specifications	
<b>Network Ports</b>	<ul style="list-style-type: none"> <li>Four GigE 10/100/1000 Mbps Ethernet ports with LEDs</li> <li>IEEE 802.3, 802.3u compliant</li> <li>CSMA/CD 10/100 autosense</li> </ul>
<b>Enclosure</b>	<ul style="list-style-type: none"> <li>System LEDs (power, status, mesh)</li> <li>Ethernet port LEDs (link, status, activity)</li> <li>Reset button (recessed)</li> <li>Weight: 2 lb 14 oz (1.3 kg)</li> <li>Dimensions 9.4" X 5.9" X 1.6"</li> </ul>
<b>Power</b>	<ul style="list-style-type: none"> <li>DC Input: 12 VDC, 2.5 A</li> <li>Port 1: IEEE 802.3at compliant PoE</li> <li>External power supply: 100–240 VAC, 50/60 Hz</li> </ul>
<b>Environment Specifications</b>	<ul style="list-style-type: none"> <li>Operating temperature: 0°C to +60°C</li> <li>Storage temperature: -20°C to +70°C</li> <li>Humidity (non-condensing): 10% to 90%</li> <li>Storage humidity (non-condensing): 5% to 95%</li> <li>Maximum altitude 15,000 feet (4600 meters)</li> </ul>
<b>Included Accessories</b>	<ul style="list-style-type: none"> <li>AC power adapter with cord (non-North America power cord is separate orderable item)</li> <li>Bracket for Rack Mounting</li> </ul>

### Other Firetide Products



**Mesh Nodes**  
HotPort Indoor & Outdoor Mesh Nodes



**Access Points**  
HotPoint Indoor & Outdoor Access Points



**CPE**  
HotClient Indoor & Outdoor Customer Premises Equipment



**Software**  
HotView Pro, Firetide Mobility Controller, Firetide WLAN Controller



**Accessories**  
Antennas, Mounting Kits, Cables, etc.



[www.firetide.com](http://www.firetide.com)

140 Knowles Drive, Los Gatos, CA 95032

Phone: +1 408-399-7771 | Fax: +1 408-399-7756 | Email: [info@firetide.com](mailto:info@firetide.com)